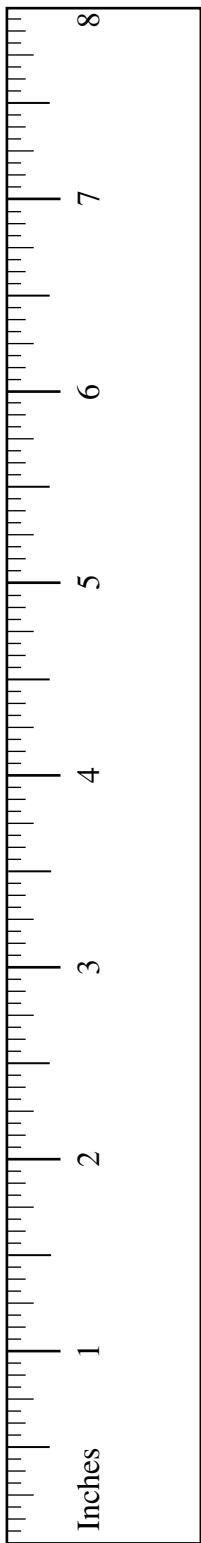
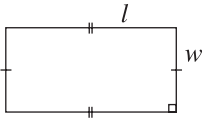
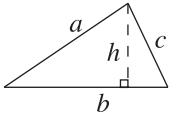
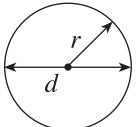


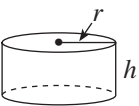
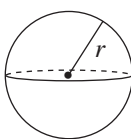
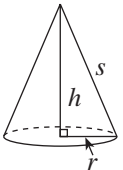
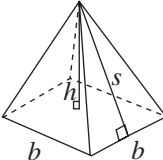
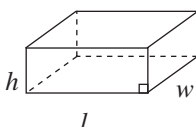
## GEOMETRIC FORMULAE




Key Legend	
$l$ = length $w$ = width $b$ = base $h$ = height $s$ = slant height $r$ = radius $d$ = diameter	$P$ = perimeter $C$ = circumference $A$ = area $SA$ = surface area $V$ = volume

Geometric Figure	Perimeter	Area
Rectangle 	$P = 2l + 2w$ or $P = 2(l + w)$	$A = lw$
Triangle 	$P = a + b + c$	$A = \frac{bh}{2}$
Circle 	$C = \pi d$ or $C = 2\pi r$	$A = \pi r^2$

**NOTE:** Use the value of  $\pi$  programmed in your calculator rather than the approximation of 3.14.

Geometric Figure	Surface Area	Volume
Cylinder 	$A_{top} = \pi r^2$ $A_{base} = \pi r^2$ $A_{side} = 2\pi r h$ $SA = 2\pi r^2 + 2\pi r h$	$V = (\text{area of base}) \times h$
Sphere 	$SA = 4\pi r^2$ <b>or</b> $SA = \pi d^2$	$V = \frac{4}{3} \pi r^3$
Cone 	$A_{side} = \pi r s$ $A_{base} = \pi r^2$ $SA = \pi r^2 + \pi r s$	$V = \frac{1}{3} \times (\text{area of base}) \times h$
Square-Based Pyramid 	$A_{triangle} = \frac{1}{2} b s$ (for each triangle) $A_{base} = b^2$ $SA = 2bs + b^2$	$V = \frac{1}{3} \times (\text{area of base}) \times h$
Rectangular Prism 	$SA = wh + wh + lw + lw + lh + lh$ <b>or</b> $SA = 2(wh + lw + lh)$	$V = (\text{area of base}) \times h$
General Right Prism	$SA = \text{the sum of the areas of all the faces}$	$V = (\text{area of base}) \times h$
General Pyramid	$SA = \text{the sum of the areas of all the faces}$	$V = \frac{1}{3} \times (\text{area of base}) \times h$



**NOTE:** Use the value of  $\pi$  programmed in your calculator rather than the approximation of 3.14.